

Scaled data based on original data using  
LM-79-08 Approved Method: Electrical and Photometric Measurements of Solid-  
State Lighting Products

Test Report Prepared for  
Cooper Lighting Solutions  
(formerly Eaton)

Brand: McGRAW-EDISON

Report Number: P387030

Luminaire Tested: **GWC-SA2D-730-U-SL3-HSS**

Issue Date: 3/3/2020

**Test Information**

Test Method: LM-79-08  
Report Number: P387030  
TEST IS SCALED FROM IESNA LM-79-08 TEST DATA (G2-1903-205-23)  
Test Lab: INNOVATION CENTER  
Issue Date: 3/3/2020  
Manufacturer: COOPER LIGHTING SOLUTIONS (FORMERLY EATON)  
Product Line: MCGRAW-EDISON  
Catalog Number: GWC-SA2D-730-U-SL3-HSS  
Description: GALLEON WALL LUMINAIRE  
(2) 70 CRI, 3000K, 1200mA LIGHTSQUARES WITH 16 LEDS EACH AND TYPE III  
SPILL LIGHT ELIMINATOR OPTICS WITH HOUSE SIDE SHIELD  
Light Source: -  
Ballast/Driver: ELECTRONIC DRIVER

**Summary**

Lumens per Lamp: N/A  
Luminaire Lumens: 12598 lumens  
Efficiency: N/A  
Efficacy: 97.7 lumens/watt  
Luminous Opening: Rectangular (W 1' x L: 0.5' x H: 0')  
IES Classification: Type III - Medium  
BUG Rating: B1 - U0 - G2

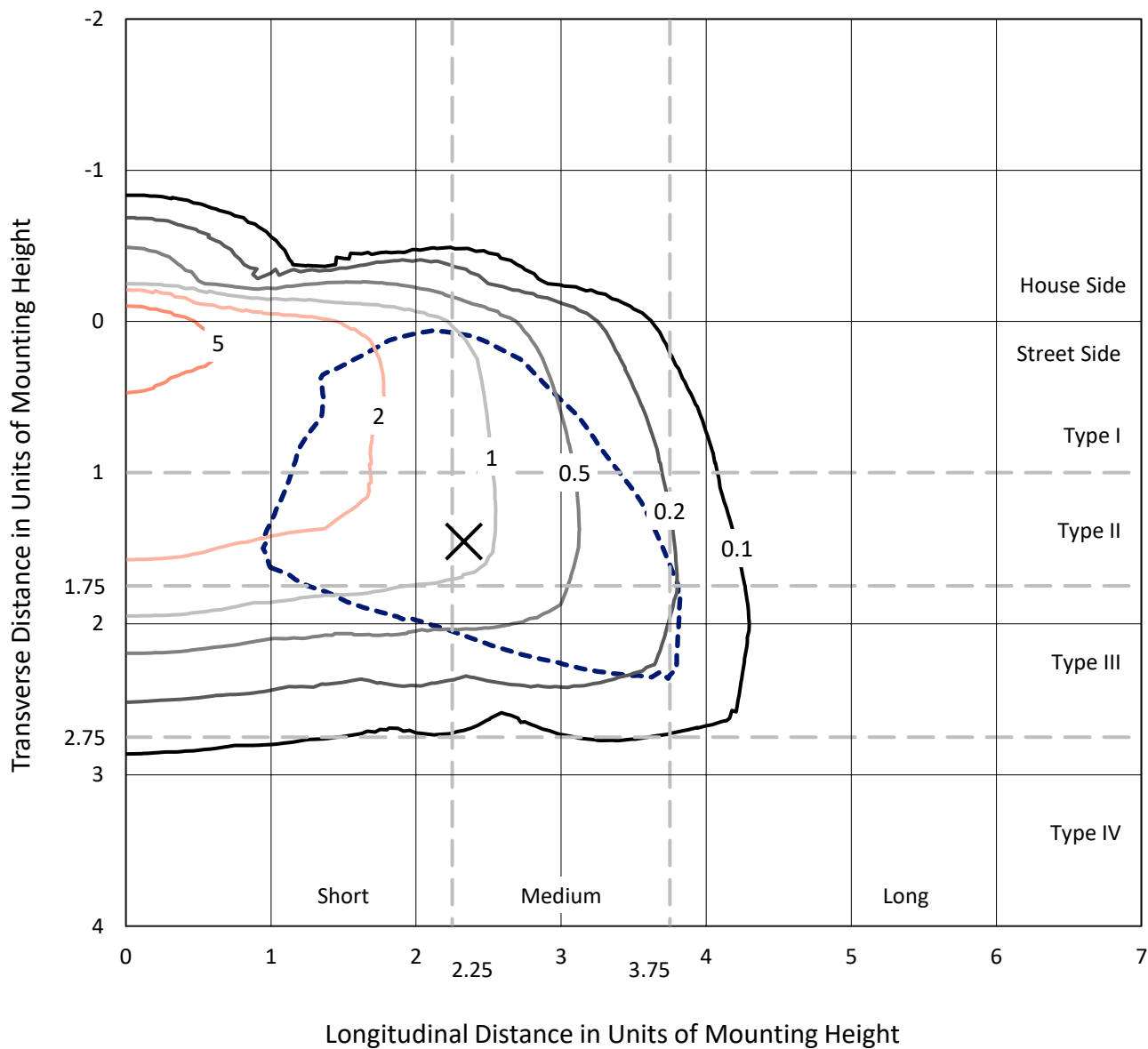
Input Watts (W): 129  
Input Voltage (V): NR  
Input Current (Ain): NR  
Voltage Rise (V): NR  
Power Factor: NR  
Total Harmonic Distortion (THDi): NR  
Frequency (hertz): 60  
Stabilization Time: NR  
Operation Time: NR  
Ambient Temperature (°C): NR  
Test Distance: 24 FT



REPORT NUMBER: P387030  
 CATALOG NUMBER: GWC-SA2D-730-U-SL3-HSS

### Iso-Footcandle Lines of Horizontal Illumination

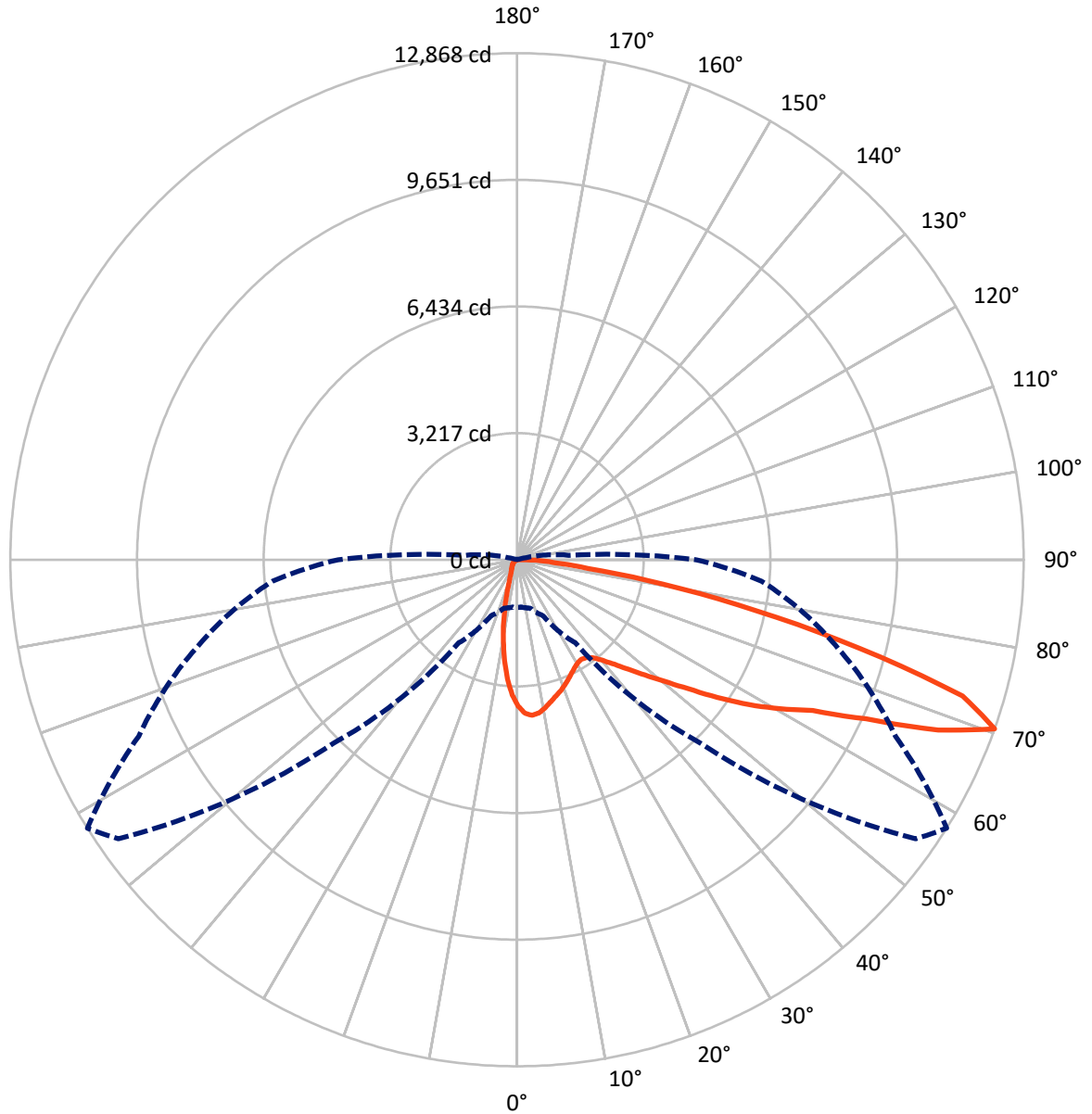
× Max cd  
 - - - 1/2 Max cd



Based on 20 foot mounting height. Maximum calculated value = 9.4 fc  
 Type III - Medium - N/A

REPORT NUMBER: P387030  
CATALOG NUMBER: GWC-SA2D-730-U-SL3-HSS

### Luminous Intensity Polar Plot



— Vertical Plane Through 58-Deg Lateral    - - - Horizontal Cone Through 70-Deg Vertical

REPORT NUMBER: P387030

CATALOG NUMBER: GWC-SA2D-730-U-SL3-HSS

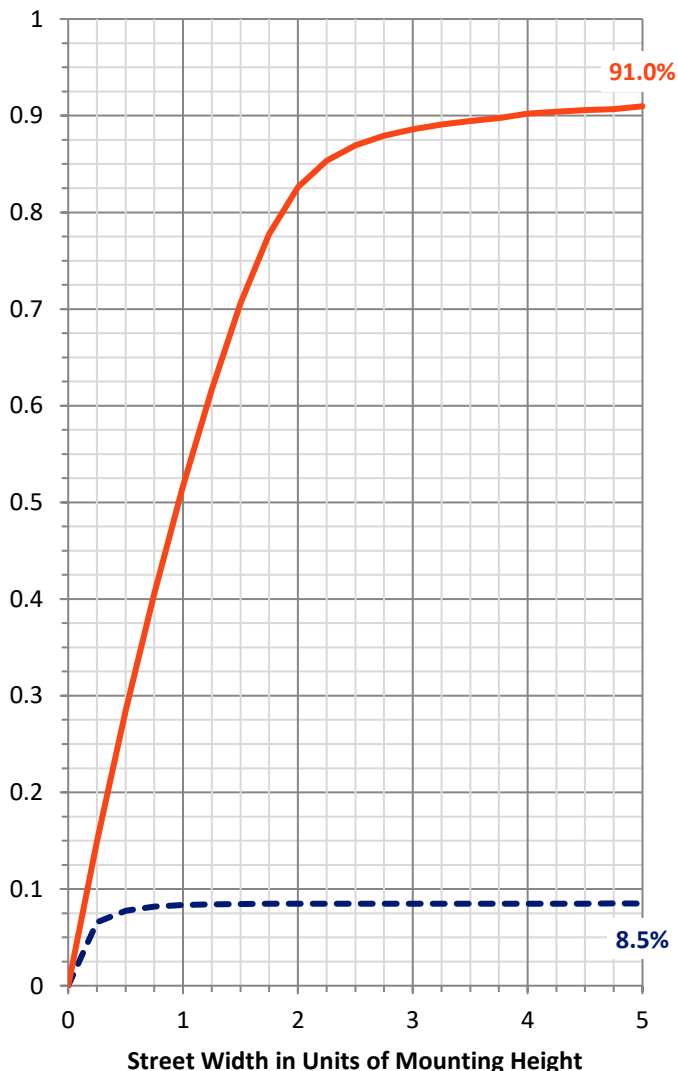
**FLUX DISTRIBUTION:**

		Downward	Upward	Total
<b>House Side</b>	Lumens	1078.1	0.0	1078.1
	% Fixture	8.6	0.0	8.6
<b>Street Side</b>	Lumens	11519.9	0.0	11519.9
	% Fixture	91.4	0.0	91.4
<b>Total</b>	Lumens	12598.0	0.0	12598.0
	% Fixture	100.0	0.0	100.0

**ZONAL LUMENS:**

Zone	Lumens	% Fixture
0°-10°	304.3	2.4
10°-20°	638.7	5.1
20°-30°	839.7	6.7
30°-40°	1112.0	8.8
40°-50°	1662.1	13.2
50°-60°	2662.7	21.1
60°-70°	3356.3	26.6
70°-80°	1810.4	14.4
80°-90°	211.9	1.7
90°-100°	0.0	0.0
100°-110°	0.0	0.0
110°-120°	0.0	0.0
120°-130°	0.0	0.0
130°-140°	0.0	0.0
140°-150°	0.0	0.0
150°-160°	0.0	0.0
160°-170°	0.0	0.0
170°-180°	0.0	0.0
0°-90°	12598.0	100.0
0°-180°	12598.0	100.0

**Coefficient of Utilization**



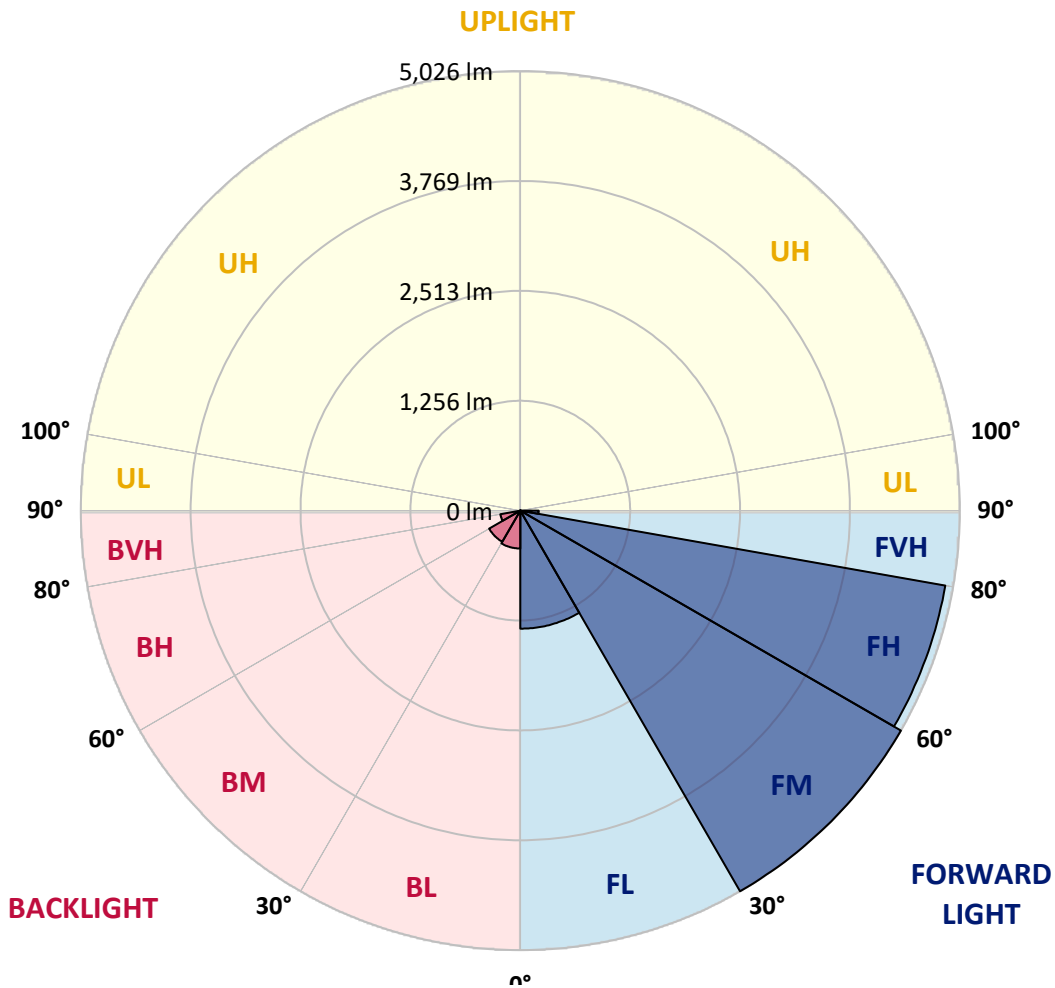
REPORT NUMBER: P387030

CATALOG NUMBER: GWC-SA2D-730-U-SL3-HSS

**LUMINAIRE CLASSIFICATION SYSTEM LUMEN TABLE AND BUG RATING:**

Zone	Lumens	% Fixture	Zone Rating/Lumen Limit		
			B	U	G
FL (0°-30°)	1349.5	10.7			
FM (30°-60°)	5025.5	39.9			
FH (60°-80°)	4934.8	39.2			G2/5000
FVH (80°-90°)	210.1	1.7			G2/225
BL (0°-30°)	433.1	3.4	B1/500		
BM (30°-60°)	411.3	3.3	B1/1000		
BH (60°-80°)	231.9	1.8	B1/500		G1/500
BVH (80°-90°)	1.8	0.0			G0/10
UL (90°-100°)	0.0	0.0		U0/0	
UH (100°-180°)	0.0	0.0		U0/0	

**BUG Rating: B1-U0-G2**  
 Type III Medium





REPORT NUMBER: P387030

CATALOG NUMBER: GWC-SA2D-730-U-SL3-HSS

**CANDELA DISTRIBUTION (FULL):**

	0°	5°	15°	25°	35°	45°	55°	58°	65°	75°	85°
0°	3721.4	3721.4	3721.4	3721.4	3721.4	3721.4	3721.4	3721.4	3721.4	3721.4	3721.4
2.5°	4029.9	4020.0	4016.3	4010.0	3985.9	3962.4	3915.7	3902.6	3873.3	3803.6	3729.8
5°	4033.1	4032.6	4043.6	4040.9	4032.6	4021.6	3988.0	3970.7	3921.0	3821.4	3686.3
7.5°	3838.7	3848.7	3873.3	3893.2	3916.3	3946.1	3950.3	3933.5	3892.7	3785.3	3606.1
10°	3577.9	3593.6	3628.1	3667.4	3727.7	3787.4	3840.8	3838.7	3824.6	3718.8	3509.8
12.5°	3316.5	3334.8	3374.6	3432.8	3518.1	3615.6	3710.9	3724.0	3747.6	3659.1	3420.7
15°	3087.5	3103.3	3142.5	3213.8	3319.6	3450.6	3590.4	3614.5	3675.3	3612.4	3346.3
17.5°	2893.2	2903.1	2932.0	3011.1	3133.6	3292.4	3474.1	3521.3	3611.9	3575.8	3281.9
20°	2757.5	2759.1	2777.9	2833.5	2956.1	3133.6	3353.7	3421.2	3544.9	3544.3	3215.4
22.5°	2690.5	2685.2	2688.9	2720.8	2810.9	2982.2	3233.2	3313.3	3484.6	3517.6	3147.8
25°	2677.9	2673.7	2663.2	2667.4	2721.9	2849.7	3111.6	3204.4	3431.7	3501.4	3089.1
27.5°	2717.2	2721.4	2703.6	2684.7	2688.9	2763.8	3003.7	3111.1	3388.7	3501.4	3047.7
30°	2796.3	2798.4	2785.3	2760.7	2727.7	2739.7	2928.8	3036.2	3367.3	3525.5	3021.5
32.5°	2883.8	2895.3	2893.7	2873.8	2826.7	2777.9	2911.0	3009.0	3365.7	3578.9	3018.9
35°	2992.2	3005.3	3027.3	3023.1	2973.9	2893.7	2971.8	3048.8	3396.6	3666.9	3047.2
37.5°	3107.4	3127.4	3174.5	3197.0	3165.1	3074.4	3108.0	3163.0	3479.4	3809.4	3119.0
40°	3219.0	3241.5	3327.5	3416.0	3391.9	3298.6	3314.4	3358.4	3626.6	4014.2	3255.2
42.5°	3328.5	3362.0	3488.3	3633.9	3662.7	3588.3	3596.7	3631.8	3845.0	4296.0	3477.8
45°	3459.5	3497.2	3684.2	3863.9	3940.9	3908.4	3944.0	3967.1	4130.5	4668.5	3778.0
47.5°	3651.7	3695.2	3924.6	4129.5	4264.6	4285.6	4357.3	4372.5	4491.4	5102.2	4169.3
50°	4026.8	4038.8	4246.3	4432.2	4627.1	4752.8	4834.6	4846.1	4928.3	5576.3	4658.0
52.5°	4498.8	4506.6	4624.0	4748.6	4970.2	5226.9	5418.1	5434.4	5451.6	6038.4	5140.5
55°	4967.6	4966.6	5044.1	5117.4	5371.0	5744.0	6158.8	6168.8	6044.6	6476.8	5509.3
57.5°	5260.4	5288.7	5406.6	5500.9	5855.0	6333.3	6909.0	6945.7	6667.5	6801.6	5873.9
60°	5167.2	5180.8	5442.2	5791.1	6458.0	7170.9	7668.0	7677.5	7135.8	7125.9	6334.8
62.5°	4402.4	4409.7	4820.4	5539.7	6763.4	8257.4	8583.7	8430.2	7674.3	7575.8	6886.5
65°	3017.3	3065.0	3408.1	4297.1	6202.3	8938.9	10001.2	9747.2	8495.2	8224.4	7385.2
67.5°	1776.9	1766.9	1936.7	2591.5	4555.3	8486.3	11794.4	11541.9	9614.6	8658.6	7239.0
70°	1213.7	1206.9	1271.9	1568.9	2571.6	6583.2	12358.5	12868.2	10603.1	8366.3	6230.1
72.5°	866.4	870.1	966.0	1219.0	1614.5	3835.6	10627.8	11834.2	10293.5	7293.5	4735.6
75°	588.3	598.2	735.5	1000.0	1415.4	1951.3	7541.8	8996.0	8382.0	5300.8	2721.9
77.5°	316.4	327.4	489.3	805.7	1279.8	1355.7	4851.3	6191.3	5265.2	2383.0	788.9
80°	132.0	138.3	228.9	585.7	1105.8	1190.7	2854.4	3754.4	2243.6	469.9	176.0
82.5°	57.1	60.2	95.3	349.4	826.6	1005.3	1511.3	1806.2	679.9	103.2	88.5
85°	11.0	11.5	39.3	184.9	527.5	567.3	979.6	960.2	305.4	44.5	64.4
87.5°	0.0	0.0	9.4	58.1	155.1	309.1	597.7	590.4	103.7	21.5	24.1
90°	0.0	0.0	0.0	0.0	0.0	0.0	0.0	0.0	0.0	0.0	0.0



REPORT NUMBER: P387030  
 CATALOG NUMBER: GWC-SA2D-730-U-SL3-HSS

**CANDELA DISTRIBUTION (continued):**

	90°	95°	105°	115°	125°	135°	145°	155°	165°	175°	180°
0°	3721.4	3721.4	3721.4	3721.4	3721.4	3721.4	3721.4	3721.4	3721.4	3721.4	3721.4
2.5°	3692.1	3655.9	3580.0	3486.2	3414.4	3335.3	3272.5	3192.8	3158.3	3159.8	3141.0
5°	3609.3	3534.9	3366.7	3154.6	2991.2	2822.5	2677.4	2532.8	2447.4	2419.6	2393.4
7.5°	3490.9	3373.0	3104.8	2777.9	2501.4	2231.1	1995.8	1788.9	1658.0	1594.1	1570.5
10°	3357.3	3191.8	2803.6	2373.0	1978.0	1612.4	1307.5	1042.5	936.6	864.9	846.5
12.5°	3240.0	3015.8	2509.2	1957.6	1488.8	1047.7	757.0	591.9	520.2	491.9	487.2
15°	3129.4	2851.3	2225.8	1581.5	1030.9	644.9	481.4	425.4	408.6	403.9	403.9
17.5°	3025.2	2694.7	1948.7	1211.1	682.0	452.1	398.6	386.1	380.8	380.3	380.8
20°	2916.2	2538.0	1676.3	887.4	476.2	382.9	368.3	361.5	359.9	359.9	359.9
22.5°	2812.0	2381.4	1411.2	633.9	381.9	349.4	342.1	337.4	335.8	335.3	334.2
25°	2711.9	2232.6	1152.5	447.9	335.3	320.1	313.8	307.5	302.8	300.2	298.6
27.5°	2629.7	2100.1	911.5	359.4	302.8	289.7	281.8	272.4	260.9	255.6	253.5
30°	2564.2	1979.1	702.5	303.3	272.4	259.3	247.3	231.0	214.3	205.3	204.8
32.5°	2512.9	1860.2	533.3	268.2	245.2	228.9	211.6	191.2	171.8	161.9	161.3
35°	2487.7	1755.4	407.6	242.5	221.1	200.6	179.2	156.6	137.8	128.3	127.3
37.5°	2504.5	1666.9	318.0	221.1	200.6	177.1	151.9	128.3	111.6	103.2	102.7
40°	2565.8	1610.3	258.3	202.7	183.3	154.5	127.3	105.3	91.1	84.3	83.8
42.5°	2696.2	1589.3	220.5	187.5	166.6	133.6	105.8	87.0	73.9	69.1	68.1
45°	2914.1	1620.3	194.9	172.9	149.3	113.7	87.5	71.2	59.7	56.1	55.5
47.5°	3204.4	1701.4	176.5	158.7	133.6	95.9	72.8	57.6	48.7	45.1	44.5
50°	3578.4	1830.3	161.3	144.6	118.9	81.2	60.2	45.6	37.7	35.1	35.1
52.5°	3985.4	1983.8	147.7	131.5	104.2	67.6	48.7	35.1	29.9	26.7	26.7
55°	4321.7	2117.9	133.1	121.5	86.4	56.1	37.2	26.7	22.0	20.4	20.4
57.5°	4657.5	2260.9	116.3	104.2	69.1	45.6	28.3	19.9	16.2	15.2	15.2
60°	5092.8	2435.9	100.1	84.9	54.5	34.6	21.0	14.1	12.0	11.5	11.5
62.5°	5571.6	2538.5	85.4	68.1	42.4	25.7	15.2	9.4	8.9	8.9	8.4
65°	5864.4	2393.4	71.8	54.5	33.0	19.4	10.0	6.8	7.9	7.3	6.3
67.5°	5490.9	1873.8	58.7	42.4	25.7	14.7	6.3	4.7	8.4	6.8	5.2
70°	4546.4	1311.7	45.6	29.9	20.4	12.6	4.2	3.1	8.9	6.8	4.2
72.5°	3402.4	878.0	36.1	19.9	15.2	11.0	3.7	1.6	7.9	5.8	3.7
75°	1859.1	353.6	28.8	12.6	9.4	7.9	2.6	1.0	5.2	4.2	2.6
77.5°	489.3	93.2	21.0	8.4	5.2	3.1	1.6	0.5	2.6	2.1	1.0
80°	124.7	36.1	13.6	5.8	3.7	1.6	0.0	0.0	0.5	0.0	0.0
82.5°	66.5	15.2	8.4	4.2	2.1	0.0	0.0	0.0	0.0	0.0	0.0
85°	50.3	10.0	4.7	2.6	0.5	0.0	0.0	0.0	0.0	0.0	0.0
87.5°	19.4	3.1	1.6	0.0	0.0	0.0	0.0	0.0	0.0	0.0	0.0
90°	0.0	0.0	0.0	0.0	0.0	0.0	0.0	0.0	0.0	0.0	0.0



Signify Classified - Internal  
Cooper Lighting Solutions Photometric Lab  
1121 Highway 74 South  
Peachtree City, GA 30269

Scaled Data Report



Report Generated By 670245982

Signify Classified - Internal  
Cooper Lighting Solutions Photometric Lab  
1121 Highway 74 South  
Peachtree City, GA 30269

Scaled Data Report



Signify Classified - Internal  
Cooper Lighting Solutions Photometric Lab  
1121 Highway 74 South  
Peachtree City, GA 30269

Scaled Data Report



Signify Classified - Internal  
Cooper Lighting Solutions Photometric Lab  
1121 Highway 74 South  
Peachtree City, GA 30269

Scaled Data Report



Signify Classified - Internal  
Cooper Lighting Solutions Photometric Lab  
1121 Highway 74 South  
Peachtree City, GA 30269

Scaled Data Report



--- HS    — SS

Signify Classified - Internal  
Cooper Lighting Solutions Photometric Lab  
1121 Highway 74 South  
Peachtree City, GA 30269

Scaled Data Report



u

Signify Classified - Internal  
Cooper Lighting Solutions Photometric Lab  
1121 Highway 74 South  
Peachtree City, GA 30269

Scaled Data Report



Signify Classified - Internal  
Cooper Lighting Solutions Photometric Lab  
1121 Highway 74 South  
Peachtree City, GA 30269

Scaled Data Report



(END OF REPORT)